



NAME \_\_\_\_\_ PHONE NO \_\_\_\_\_

ACCOUNT# \_\_\_\_\_ P.O. \_\_\_\_\_ DATE \_\_\_\_\_

ADDRESS \_\_\_\_\_

**FRAME SELECTION**

**FRAME TYPE**

- MYONJR MyOn Jr. Folding Wheelchair \$1,780

**SEAT WIDTH RANGE**

- SWR811 Adj.Seat Width 8-11" No Charge  
*Available with SDR810, SDR1012 and SDR1214*
- SWR1215 Adj.Seat Width 12-15" No Charge  
*Available with SDR1113 and SDR1315*

**SEAT WIDTH SETTINGS**

*Must refer to Width, Depth and Depth Range Matrix for available options.*

- W08 8" Seat Width Setting (Available w/ SWR811) No Charge
- W09 9" Seat Width Setting (Available w/ SWR811) No Charge
- W10 10" Seat Width Setting (Available w/ SWR811) No Charge
- W11 11" Seat Width Setting (Available w/ SWR811) No Charge
- W12 12" Seat Width Setting (Available w/ SWR1215) No Charge
- W13 13" Seat Width Setting (Available w/ SWR1215) No Charge
- W14 14" Seat Width Setting (Available w/ SWR1215) No Charge
- W15 15" Seat Width Setting (Available w/ SWR1215) No Charge

**SEAT DEPTH RANGE**

*Must refer to Width, Depth and Depth Range Matrix for available options.*

- SDR810 Adj.Seat Depth 8"-10" Seat Depth No Charge  
*Available with STABLE or DUALAMP axle position. Not available with 22" wheels, 22SP, or 22ITESPK.*
- SDR1012 Adj.Seat Depth 10"-12" Seat Depth No Charge
- SDR1214 Adj.Seat Depth 12"-14" Seat Depth No Charge
- SDR1113 Adj.Seat Depth 11"-13" Seat Depth No Charge
- SDR1315 Adj.Seat Depth 13"-15" Seat Depth No Charge

**SEAT DEPTH SETTINGS**

*Must refer to Width, Depth and Depth Range Matrix for available options.*

- D08 8" Seat Depth Setting No Charge
- D09 9" Seat Depth Setting No Charge
- D10 10" Seat Depth Setting No Charge
- D11 11" Seat Depth Setting No Charge
- D12 12" Seat Depth Setting No Charge
- D13 13" Seat Depth Setting No Charge
- D14 14" Seat Depth Setting No Charge
- D15 15" Seat Depth Setting No Charge

**FRONT SEAT-TO-FLOOR HEIGHT**

- FSTF15 Seat-to-floor 15" No Charge  
*Available with 80STRSHORT0, 80STRSHORT30, 80STRLONG0, 80STRLONG30.*
- FSTF16 Seat-to-floor 16" No Charge  
*Available with 80STRSHORT0, 80STRSHORT30, 80STRLONG0, 80STRLONG30.*
- FSTF17 Seat-to-floor 17" No Charge  
*Not available with 18COM wheels.*
- FSTF18 Seat-to-floor 18" No Charge  
*Not available with 18COM wheels.*

**REAR AXLE POSITION**

- ACTIVE Active (In front of Back Cane) Standard  
*Not Available with AA748 back type.*
- STABLE Stable (Behind Back Cane) No Charge
- DUALAMP Dual Amputee Rear Wheels Position \$114

**ARM & BACK SELECTION**

**ARMS (PAIRS) - See next page for pictures**

- TAHD T Arm Adjustable Height Desk Length w/ Locking Pins \$372
- TAHF T Arm Adjustable Height Full Length w/ Locking Pins \$372  
*Available with D13-D15.*
- TAHJ T Arm Adjustable Height Junior \$372
- REMG Removable Mudguard \$203
- RESK Removable Skirtguard \$203  
*Not Available with FSTF15.*
- LESSARMS Less Arms No Charge



**Weight Capacity 175 lbs**

MYONJR SEATING MATRIX (Canada)								
Seat Width \ Seat Depth	Seat Width							
	W08	W09	W10	W11	W12	W13	W14	W15
D08	Y	Y	Y	Y	X	X	X	X
D09	Y	Y	Y	Y	X	X	X	X
D10	Y	Y	Y	Y	X	X	X	X
D11	Y	Y	Y	Y	Y	Y	Y	Y
D12	Y	Y	Y	Y	Y	Y	Y	Y
D13	Y	Y	Y	Y	Y	Y	Y	Y
D14	Y	Y	Y	Y	Y	Y	Y	Y
D15	X	X	X	X	Y	Y	Y	Y

**Y** Compatible  
**X** Not compatible

MyOn Jr Width, Depth and Depth Range Matrix									
		W8	W9	W10	W11	W12	W13	W14	W15
SDR810	D8	X	X	X	X				
	D9	X	X	X	X				
	D10	X	X	X	X				
SDR1012	D10	X	X	X	X				
	D11	X	X	X	X				
	D12	X	X	X	X				
SDR1214	D12	X	X	X	X				
	D13	X	X	X	X				
	D14	X	X	X	X				
SDR1113	D11					X	X	X	X
	D12					X	X	X	X
	D13					X	X	X	X
SDR1315	D13					X	X	X	X
	D14					X	X	X	X
	D15					X	X	X	X

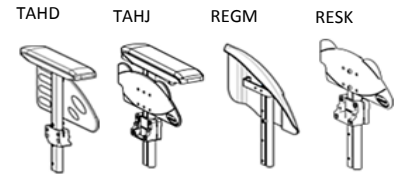
X = Width, Depth and Depth Ranges that are available together

FSTF Height Chart				
MyOn Jr	20	22		
FSTF	5	6	5	6
15	X		X	
16	X	X	X	X
17	X	X	X	X
18	X		X	X

**Yellow** Flush Seat Slope Only  
**Green** Flush & 1" Seat Slope  
**Blue** Flush, 1", and 2" Seat Slope  
**Red** 1" & 2" Seat Slope

**BACK TYPE (Modular backs should only be used with straight canes)**

<input type="checkbox"/> FIX057	Fixed 0° Backrest, Adj. Hgt Canes,Uph. Height 15"-17"	No Charge
<i>Modular backs should only be used with straight canes. Add 2.8" for overall cane height.</i>		
<input type="checkbox"/> FIX03P	Fixed 0° Backrest, 3 Position Uphl. Height 15"/16"/17", Cane Hgt 20"	No Charge
<i>Factory setting is at 15". Modular backs should only be used with straight canes</i>		
<input type="checkbox"/> FIX746	Fixed 7° Backrest, Adj. Height Canes, Uph. Height 14-16"	No Charge
<i>Add 2.3" for overall cane height.</i>		
<input type="checkbox"/> FIX73P	Fixed 7° Backrest, 3 Position Uphl. Height 15"/16"/17", Cane Hgt 20"	No Charge
<i>Add 2.3" for overall cane height.</i>		
<input type="checkbox"/> AA748	Adj. Angle 7° Backrest, Adj.Hgt Canes,Uph. Height 14"-18" (-6° to 16°,infinite range)	No Charge
<i>Add 2.3" for overall cane height.</i>		
<input type="checkbox"/> FOLD3P	Folding Backrest Uphl. Height 14"-16", Cane Height 20"	\$172
<input type="checkbox"/> FOLD16	Folding Bkrst Uphl. Height 14"-16" w/Adj. Hgt Push Handles	\$172
<i>Maxium Cane height will be 20" when using the 16" Upholstery height option.</i>		



**CASTER & WHEEL OPTIONS**

**CASTER OPTIONS**

<input type="checkbox"/> 5ALUM	5" Aluminum Urethane Casters	\$153
<input type="checkbox"/> AT5SOFT	5" x 1 1/2" Soft Roll Casters	No Charge
<input type="checkbox"/> AT901	5" Composite Urethane Casters	No Charge
<input type="checkbox"/> AT902	6" Composite Urethane 3 Spoke Casters	No Charge
<input type="checkbox"/> 6PNEU	6" X 1 1/4" Composite Pneumatic Casters	\$73
<input type="checkbox"/> STBKIT	Stabilizer Kit	\$83

**WHEEL OPTIONS**

<input type="checkbox"/> 18COM	18" Composite Tires	No Charge
<i>Select PNEU or PNEUFF in TIRE OPTIONS.</i>		
<input type="checkbox"/> 1763BK	20" Composite Pneumatic Tires	\$231
<input type="checkbox"/> 4763BK	20" Composite Pneumatic Flat Free Inserts	\$349
<input type="checkbox"/> U1763BK	20" Composite Urethane Tires	No Charge
<input type="checkbox"/> 20SP	20" Spoke	No Charge
<i>Comes standard with Pneumatic tires.</i>		
<input type="checkbox"/> 22SP	22" Spoke	No Charge
<i>Comes standard with Pneumatic tires.</i>		
<input type="checkbox"/> 1764BK	22" Composite Pneumatic Tires	\$231
<input type="checkbox"/> 4764BK	22" Composite Pneumatic Flat Free Inserts	\$349
<input type="checkbox"/> U1764BK	22" Composite Urethane Tires	No Charge
<input type="checkbox"/> 22SPITESPK	22" Spoke	No Charge
<i>Comes standard with Pneumatic tires.</i>		
<input type="checkbox"/> 22ITESPK	22" Gallop Light Spoke	No Charge
<i>Comes standard with Pneumatic tires.</i>		

**TIRE OPTIONS**

<input type="checkbox"/> PNEU	Pneumatic	No Charge
<i>Available with wheels: 18COM.</i>		
<input type="checkbox"/> PNEUFF	Pneumatic-Flat Free	\$128
<i>Available with wheels: 18COM.</i>		

**HANDRIM OPTIONS**

<input type="checkbox"/> ALUMPC	Aluminum Anodized Handrims	<b>Standard</b>
<i>Not available with U2222C</i>		
<input type="checkbox"/> A1512	Plastic Coated Handrims	\$114
<input type="checkbox"/> AT1225-8	Plastic Coated w/8 Vertical Projections	\$307
<i>Available on 4763BK, 1764BK, 4764BK or U1764BK</i>		
<input type="checkbox"/> L8702	Omit Handrims Only	Less net (\$15)

**WHEEL LOCKS**

<input type="checkbox"/> WLPULL	Pull-To-Lock Wheel Lock (Clamp-On Style)	No Charge
<i>Not available together with: FSTF15 and 22" rear wheels or FSTF16 and 24" rear wheels.</i>		
<input type="checkbox"/> WLPUSH	Push-To-Lock Wheel Lock (Clamp-On Style)	No Charge
<i>Not available with DUALAMP.</i>		
<input type="checkbox"/> WLPULLX	Pull-To-Lock Wheel Lock w/Wheel Lock Extensions (Clamp-On Style)	No Charge
<i>Not available with DUALAMP, FSTF15 and 22" rear wheels or FSTF16 and 24" rear wheels.</i>		
<input type="checkbox"/> WLPUSHX	Push-To-Lock Wheel Lock w/Wheel Lock Extensions (Clamp-On Style)	No Charge
<i>Not available with DUALAMP.</i>		



**REAR AXLES**

<input type="checkbox"/> PAXLE	Permanent Axle	No Charge
<i>Not available with DUALAMP.</i>		
<input type="checkbox"/> A1577	Quick Release Axles	No Charge

**FRAME & UPHOLSTERY COLOUR**

**CONTEMPORARY**

<input type="checkbox"/> 24P	Wet Black	No Charge
<input type="checkbox"/> 60P	Silver Metallic	No Charge
<input type="checkbox"/> 71P	Silver Vein	No Charge
<input type="checkbox"/> 105P	Midnight Blue	No Charge
<input type="checkbox"/> 115P	Black Prism	No Charge

**TOO HOT**

<input type="checkbox"/> 30P	Sunny Yellow	No Charge
<input type="checkbox"/> 61P	Electric Red	No Charge
<input type="checkbox"/> 119P	Bubblegum Pink	No Charge
<input type="checkbox"/> 120P	Grape Madness	No Charge

**WAY COOL**

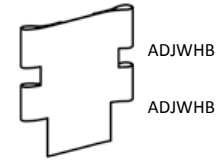
<input type="checkbox"/> 62P	Electric Blue	No Charge
<input type="checkbox"/> 104P	Electric Teal	No Charge
<input type="checkbox"/> 121P	Lolly Pop Blue	No Charge
<input type="checkbox"/> 122P	Cosmic Blue	No Charge
<input type="checkbox"/> 125P	Emerald Green	No Charge
<input type="checkbox"/> 127P	Grasshopper Green	No Charge
<input type="checkbox"/> NN380	Touch-Up Paint Colours	\$44

**SEAT UPHOLSTERY TYPE**

<input type="checkbox"/> ADJWDS	Adjustable Width & Depth Seat Upholstery	<b>Standard</b>
<input type="checkbox"/> L8651	Omit Seat Upholstery	Less net (\$15)

**BACK UPHOLSTERY TYPE**

<input type="checkbox"/> ADJWHB	Adjustable Width & Height Nylon Type <i>Includes backbrace. Not available with stroller handle.</i>	<b>Standard</b>
<input type="checkbox"/> L8601	Omit Back Upholstery <i>Does not include backbrace.</i>	Less net (\$20)



**POSITIONING STRAPS**

**SEAT POSITIONING** *(Available on W11 and wider.)*

<input type="checkbox"/> A1515	Auto Style Seat Positioning Strap	\$84
<input type="checkbox"/> A1321	Hook & Loop Seat Positioning Strap	\$66

**CHEST POSITIONING** *(Available on W11 - W15.)*

<input type="checkbox"/> 9515	Auto Style Chest Positioning Strap	\$84
<input type="checkbox"/> 7321	Hook & Loop Chest Positioning Strap	\$66

**MISCELLANEOUS ACCESSORIES**

<input type="checkbox"/> A1580P	Anti-Tippers w/ Tipping Aid (pair)	\$114
<input type="checkbox"/> P1580	Rear Anti Tippers (pair)	\$109
<input type="checkbox"/> A1569	Crutch and Cane Holder	\$66
<input type="checkbox"/> ACTRY	Acrylic Tray <i>(fits 12"-14" Widths)</i>	\$270

*Not available with LESSARMS.*

<input type="checkbox"/> ACTRSA	Right Side Swing Away Acrylic Tray <i>(fits 8"-15" widths)</i>	\$135
<input type="checkbox"/> ACTLSA	Left Side Swing Away Acrylic Tray <i>(fits 8"-15" widths)</i>	\$135
<input type="checkbox"/> STRHNDL	Stroller Handle <i>(clamp on)</i>	\$156

*Not available with upholstery back.*

<input type="checkbox"/> MYCVR	Monkey Cover for 90° Straight Lift Off Hanger	\$19
--------------------------------	---	------

*Available on 90STRLIFT*

<input type="checkbox"/> BRCVR	Bear Cover for 90° Straight Lift Off Hanger	\$19
--------------------------------	---	------

*Available on 90STRLIFT*

**FRONT RIGGING OPTIONS**

**FRONT RIGGING (PAIRS)**

<input type="checkbox"/> 90STRLIFT	90° Straight Lift Off Hanger	\$150
<input type="checkbox"/> 80STRSHORT0	80° Straight Short Swing In/Out Hng, 0° Std Position <i>(blk frm colour)</i>	\$150
<input type="checkbox"/> 80STRSHORT30	80° Straight Short Swing In/Out Hng, 30° Abduction Pos. <i>(blk frm colour)</i>	\$150
<input type="checkbox"/> 70STRLONG0	70° Straight Long Swing In/Out Hng, 0° Std Position	\$150
<input type="checkbox"/> 70STRLONG30	70° Straight Long Swing In/Out Hng, 30° Abduction Position	\$150
<input type="checkbox"/> ELVOFF	Elevating Legrest Lift Off <i>(0° - 80° includes calf pads)</i>	\$416

*Available on W13-W15.*

<input type="checkbox"/> ELVOFFWO	Elevating Legrest Lift Off <i>(0° - 80° w/o calf pads, includes calf strap)</i>	\$416
-----------------------------------	---	-------

*Available on W12-W15.*

<input type="checkbox"/> NO FRONTRIG	No Front Rigging Selection	No Charge
--------------------------------------	----------------------------	-----------

**FOOTPLATE TYPE (PAIRS)**

<input type="checkbox"/> FLIPFTS	Flip Up Footplates	No Charge
----------------------------------	--------------------	-----------

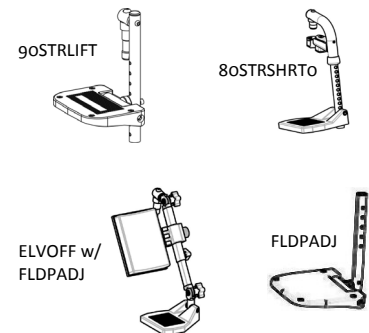
*Available on 12"-15" widths. Not Available on 90STRLIFT.*

<input type="checkbox"/> FLPDADJ	Flip Up Depth & Angle Adj. Footplates	\$135
----------------------------------	---------------------------------------	-------

*Available on 8" or 9" widths.*

<input type="checkbox"/> 1PCFTPT	One Piece Footplate	\$135
----------------------------------	---------------------	-------

*Not available on ELVOFF or ELVOFFWO.*



**FOOTREST/LEGREST ACCESSORIES**

- A1337 Calf/leg Strap \$63
- A9342 "H" Heel Strap \$94
- Available on W12-W15.*
- HLOOP Heel Loops \$79
- Available on W11 or greater.*
- FRMPRBK ChairArmor Black Neoprene Frame Protectors No Charge
- Fits on 80° and 90° Front rigging. Not Available on Elevating Legrests.*

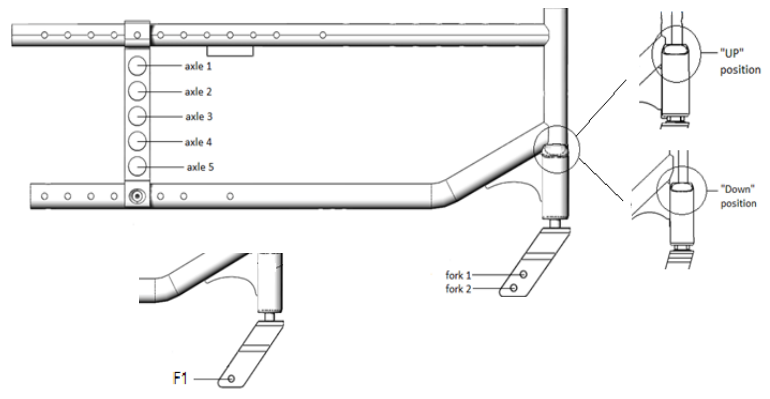
**MyOn Jr STF Chart - general guideline**

Flush Seat Slope		Wheel size and Axle position		Fork Position & Caster Size F1=1 hole fork, F2=2 holes, F3=3 holes			
Front STF	Rear STF	20"	22"	Fork in "UP" position		Fork in "DOWN" position	
15" FSTF	15" RSTF	axle 2	axle 1	F1			
16" FSTF	16" RSTF	axle 3	axle 2			F1	
17" FSTF	17" RSTF	axle 4	axle 3	F2 bottom	F2 top		
18" FSTF	18" RSTF	axle 5	axle 4		F2 bottom	F2 bottom	F2 top

1" Seat Slope		Wheel size and Axle position		Fork Position and Caster Size			
Front STF	Rear STF	20"	22"	Fork in "UP" position		Fork in "DOWN" position	
15" FSTF	14" RSTF	axle 1		F1			
16" FSTF	15" RSTF	axle 2	axle 1			F1	
17" FSTF	16" RSTF	axle 3	axle 2	F2 bottom	F2 top		
18" FSTF	17" RSTF	axle 4	axle 3		F2 bottom	F2 bottom	F2 top

2" Seat Slope		Wheel size and Axle position		Fork Position and Caster Size			
Front STF	Rear STF	20"	22"	Fork in "UP" position		Fork in "DOWN" position	
15" FSTF	13" RSTF						
16" FSTF	14" RSTF	axle 1				F1	
17" FSTF	15" RSTF	axle 2	axle 1	F2 bottom	F2 top		
18" FSTF	16" RSTF	axle 3	axle 2		F2 bottom	F2 bottom	F2 top

			Pivot Tube part number	Knee-to-heel range (from seat rail to top of foot plate)
MYONJR	80STRSHRT0, 80STRSHRT30, 80STRLONG0, 80STRLONG30	FLIPFTS (Composites), FLPDADJ (Angle/Depth Adjustable), and 1PCFTPT (one piece footplate)	Full range of seat heights with tube 1511849	70 deg short hanger with FLIPFTS= 7.75"-12.75"
				70 deg short hanger with FLPDADJ= 6.75"-12.5"
				70 deg long hanger with FLIPFTS= 12"-15"
				70 deg long hanger with FLPDADJ= 10.75"-14.5"
90STRLIPT		1PCFTPT	Same tube for height range; tube depends on width (comes with plate)	FLPDADJ 1506244-0699 for all lengths 5.25"-10.75"
				5.25"-10.75"



Invacare Canada reserves the right to change prices and specifications without notice.  
 HEAD OFFICE - 570 Matheson Blvd, Unit# 8, Mississauga, ON L4Z 4G4 Phone: (905) 890-8300 (800) 668-5324(Canada) Fax: (905) 890-5244 (800) 668-5478(Canada)  
 Regional Centre - 16769 Boul. Hymus, Kirkland, P.Q. H9H 3L4 Phones: (514) 630-6080 (800) 363-0137(P.Q.) Fax: (514) 630-6120  
 Invacare®, and Yes, you can., are trademarks of Invacare Corporation.  
[WWW.INVACARE.CA](http://WWW.INVACARE.CA)